

▶ The XLT Series

International TC Chassis

STARCRAFT BUS
a division of Forest River, Inc.

▶ The XLT Series

International TC Chassis

STARCRAFT BUS
a division of Forest River, Inc.

▶ Standard Exterior Feature Highlights

- 102" wide exterior width
- Fully welded steel cage construction meeting all applicable FMVSS requirements
- Electric actuated passenger entry door
- 36" high x 45" wide solid tempered safety glass windows with climate control tint
- Black powder coated steel rear bumper
- Rear mud flaps
- Pre-painted white Alucobond 3mm exterior side walls
- One-piece seamless FRP roof
- Fiberglass front and rear caps
- Fiberglass skirts
- Driver's fiberglass running board with aluminum diamond plate step
- Sealed LED stop, tail, and turn signal lights with incandescent reverse lights
- Sealed LED front and rear marker lights
- Exterior graphics package available in three colors (blue, green, or burgundy)

▶ Standard Interior Feature Highlights


- 98" interior width at shoulder height
- 80" interior floor to ceiling height
- 18" aisle with optional armrest and 19" wide seats
- Black (Sirius) Gerfloor flooring
- 5/8" plywood flooring
- Ceiling and rear wall fabric for sound abatement
- FRP sidewalls for ease of cleaning
- White step nosing
- 1.25" left hand vertical passenger assist rail at entry door
- Printed circuit board with automotive type fuses and LED trouble shooting lights
- Entry door step well lights
- Incandescent driver and passenger area lighting
- Non-retractable seat belts

▶ Popular Option Highlights

- Stainless steel wheel inserts
- Interior LED lighting
- Luggage Storage areas (overhead luggage racks with reading lights, interior luggage racks, rear storage area, skirt mounted storage pods)
- Rear emergency door with window(s)
- Passenger area rear heat and air conditioning
- Complete rubber flooring
- Passenger grab rails
- Padded vinyl or cloth walls and ceiling
- Audio and video systems
- Mid back or high back seating



28 Passenger Plus 2 Wheelchair Positions
Plus 2-Passenger Foldaway and Two 2-Passenger Flipseats



33 Passenger Plus Rear Luggage




37 Passenger



36 Passenger Plus 2 Wheelchair Positions
Plus 2-Passenger Foldaway and Two 2-Passenger Flipseats



41 Passenger Plus Rear Luggage



45 Passenger



Due to our commitment to product quality, specifications and options are subject to change without notice in the interest of product improvement and market changes.

Scan this barcode using a QR Reader on your smart phone to learn more about Forest River.



► The **XLT Series**
International TC Chassis

Generous Space and Passenger Comfort

STARCRAFT BUS
a division of Forest River, Inc.



► The XLT, Starcraft's largest people-mover, is designed to provide maximum space and comfort at a price that won't break your budget. The XLT is the perfect solution for tour operators, senior centers, churches and college sports teams requiring the higher passenger and luggage capacities the small cutaway-style bus cannot handle.

Setting the standard for shoulder and headroom, the 102" wide XLT is spacious enough to accommodate up to 45 passengers in wide 19" seats. For long hauls, popular options include entertainment systems that are easily viewable from any seat, overhead/rear/undercarriage luggage compartments, and even mobile WiFi.

Protecting the passengers is a rugged International TC chassis with a fully welded steel cage engineered for years of consistent and quiet operation. A one-piece, seamless FRP roof reduces the potential for leaks, while the stylish design of the fiberglass caps, fiberglass skirts, and Alucobond exterior sidewalls eliminates corrosion.

Starcraft Bus, a division of Forest River, Inc., is owned by Berkshire Hathaway, one of the most respected and financially secure companies in the industry.



► **XLT Features** | Features to Meet Your Specific Needs



Optional 19" wide high back seats, armrests, and cloth upholstery offer a comfortable ride for all passengers



Standard fiberglass rear cap and steel rear bumper with rear step for ease of loading luggage into luggage area




Driver's switch panel conveniently located within driver's view of the road



Large panoramic solid windows offer the best view for every passenger



Optional skirt mounted storage pod for storage of beverages, snacks, or the sport teams extra gear



Printed electrical circuit board with LED trouble-shooting lights

